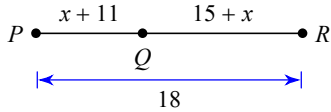


Name:
Grade:

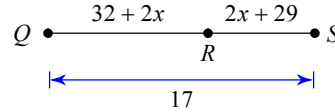
Date:

Segment Addition Postulate. Find Measurement.

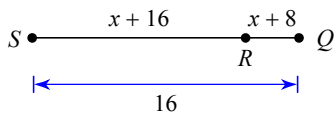
1) Find PQ



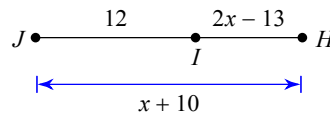
2) Find RS



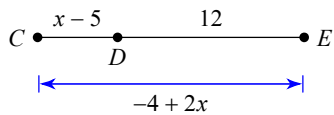
3) Find RQ



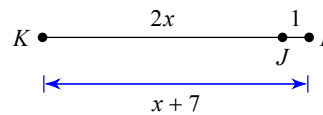
4) Find JH



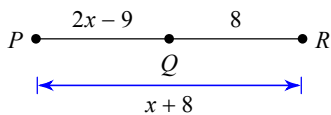
5) Find CD



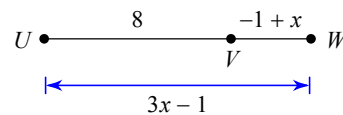
6) Find KI



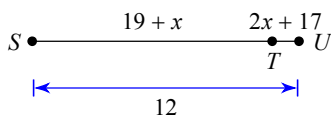
7) Find PQ



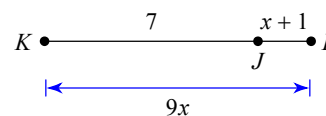
8) Find VW



9) Find ST



10) Find JI



Name:
Grade:

Date:

Answers to

- 1) 7
- 4) 21
- 7) 9
- 10) 2

- 2) 7
- 5) 6
- 8) 3

- 3) 4
- 6) 13
- 9) 11