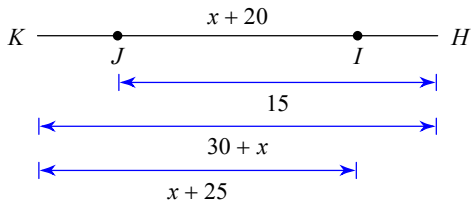


Name:
Grade:

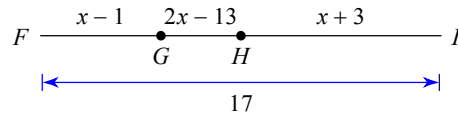
Date:

Segment Addition Postulate. Find Measurement.

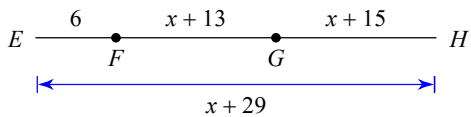
1) Find KI



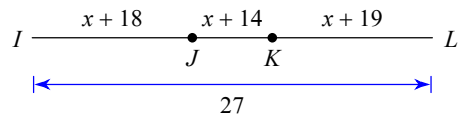
2) Find GH



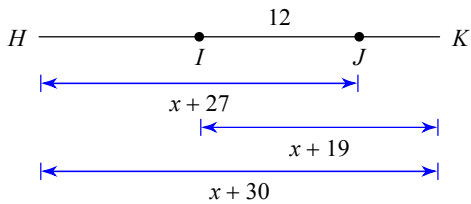
3) Find FG



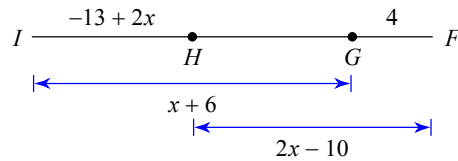
4) Find IJ



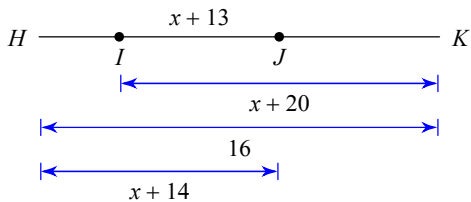
5) Find HK



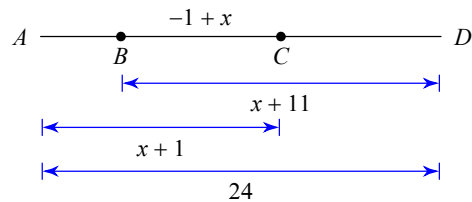
6) Find HF



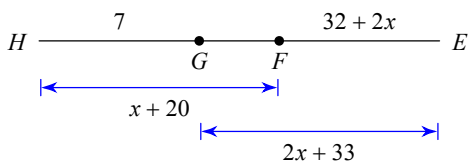
7) Find HJ



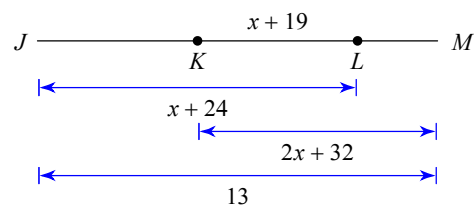
8) Find AC



9) Find GE



10) Find JL



Name:
Grade:

Date:

Answers to

- 1) 15
- 4) 10
- 7) 9
- 10) 12

- 2) 1
- 5) 26
- 8) 12

- 3) 8
- 6) 12
- 9) 9